



Umodan® RadonProtect System

One System for 5 Applications

www.radon-protect.com

1. Radon-Prevention in new buildings – under base plate

Before implementing the base plate install the RadonProtect Foil in sandwich construction with the protective membrane Wikaflor on smooth well prepared ground. Handle radon gas-tight according to the manufacturer's instruction.

2. Radon-Remediation in existing buildings – under floor screed

Place RadonProtect Foil in sandwich construction with the protective membrane Wikaflor on the floor. According to the manufacturer's instruction handle radon gas-tight and glue the foil to components or masonry. Install the floor screed.

3. Radon-Prevention in new buildings – with ventilation floor under base plate

Before implementing the base plate place the RadonProtect Ventilation Floor (WIKA Hobo) on smooth well prepared ground, according to manufacturer's instruction. Then install the RadonProtect Foil in sandwich construction with the protective membrane Wikaflor on the RadonProtect Ventilation Floor (WIKA Hobo) and handle radon gas-tight.

4. Radon-Remediation in existing buildings – with ventilation floor under screed

Place RadonProtect Ventilation Floor (WIKA Hobo) on smooth floor according to manufacturer's instruction. Then install RadonProtect Foil in sandwich construction with the protective membrane Wikaflor on the RadonProtect Ventilation Floor (WIKA Hobo). Handle radon gas-tight and glue the foil to components or masonry. Install the floor screed. Connect a fan to the RadonProtect Ventilation Floor (WIKA Hobo).

5. Radon-Remediation in existing buildings – with special fleece lamination

If it is necessary to glue flooring (e.g. carpet, tiles, parquet) directly onto the RadonProtect Foil, please ask for our special foil type RadonProtect FLEECE, which has a special fleece lamination on both sides. According to the manufacturer's instruction overlap the RadonProtect FLEECE foil sheets, weld them together gas tight with an installation strip and hot air. Glue the foil to components or masonry. Install the flooring.

All procedures must be in accordance to manufacturers instruction.

All actions must be cleared with the responsible architects and professional planners.

Manufacturer

WIKA Isolier- und Dämmtechnik GmbH
Sebastianstraße 2 D - 85049 Ingolstadt
Tel (+49) 0841 981.75280 Fax 0841 981.752.84
www.wikagmbh.de info@wikagmbh.de


Distribution • Measuring • Concept Planning

Dipl.Biol. Pamela Jentner OrangePep GmbH&Co.KG
Unterer Graben 65 D - 85354 Freising
Tel (+49) 08161 688.87 Fax 08161 688. 53
www.orangepep.de info@orangepep.de



Umodan® RadonProtect System

www.radon-protect.com



RadonProtect Foil sheet




RadonProtect Foil,
Roll 50 m², 1 m
wide, 50 m long




RadonProtect
Foil, welding by
hot air gun



RadonProtect Foil in
sandwich construction
with Wikaflor membrane



RadonProtect
Foil System
under base plate



RadonProtect Foil
System with
ventilation floor
WIKA Hobo

Manufacturer

WIK A Isolier- und Dämmtechnik GmbH
Sebastianstraße 2 D - 85049 Ingolstadt
Tel (+49) 0841 981.75280 Fax 0841 981.752.84
www.wikagmbh.de info@wikagmbh.de

Sales • Measuring • Concepts • Building Biology

Dipl.Biol. Pamela Jentner OrangePep GmbH&Co.KG
Unterer Graben 65 D - 85354 Freising
Tel (+49) 08161 688.87 Fax 08161 688. 53
www.orangepep.de info@orangepep.de